

**Deluxe**



Top Banner

Backwall Banner

Short Banner

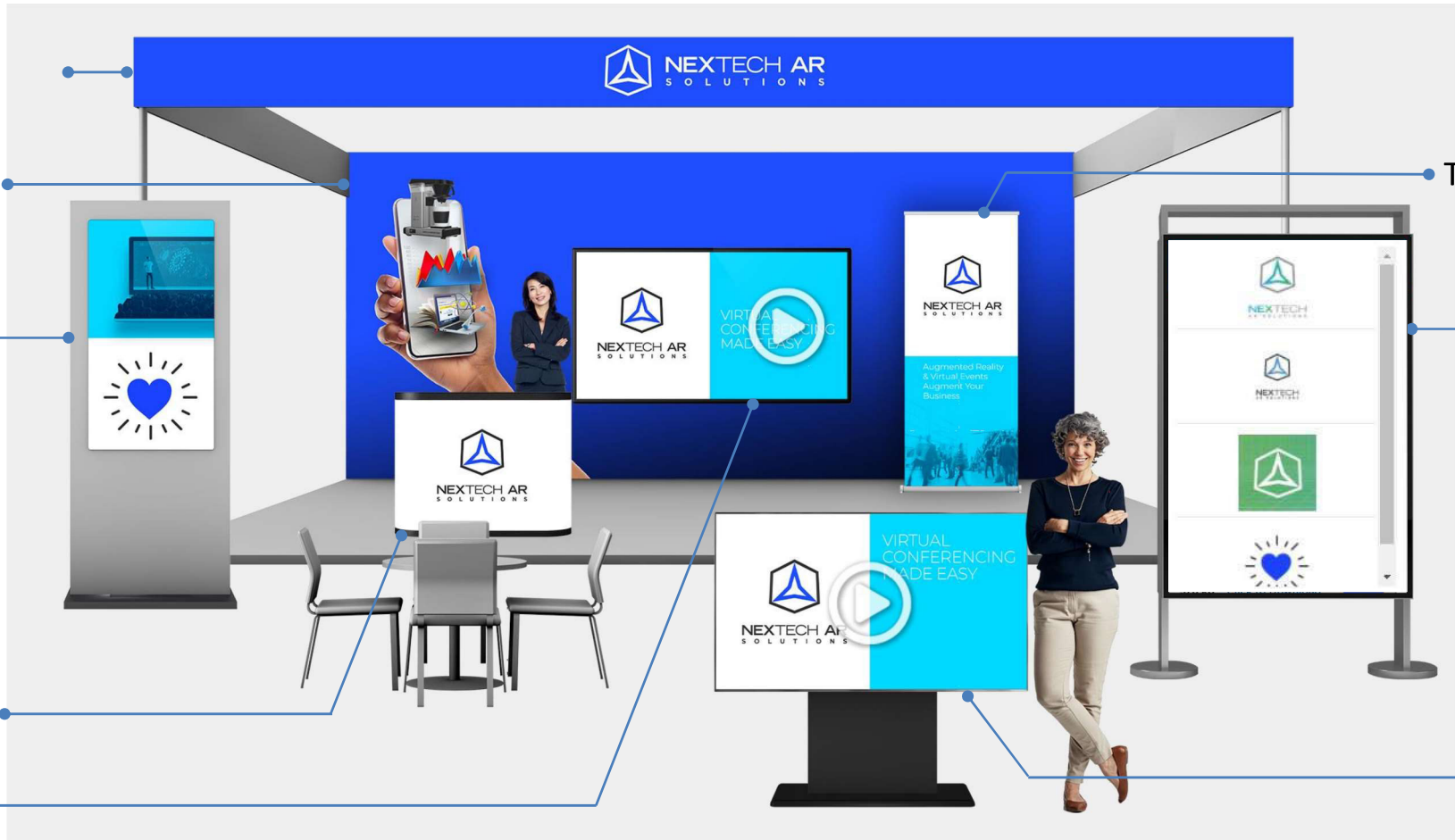
Podium

Video 2

Tall Banner

Brochure Cover

Video 1



# Deluxe




Deluxe Booth Banner  
Top W 3000px xH 240px (Required size)



Backwall Banner  
W 4423px xH 2014px (Required size)



Banner 1  
W 783px xH 2000px (Required size)



Banner 2  
W 783px xH 1406px (Required size)




Podium  
W 1800px xH 1300px (Required size)



Brochure Cover  
W 900px xH 1200px (Recommended size)



Exhibit Hall Logo  
W 600px xH 600px (Recommended size)



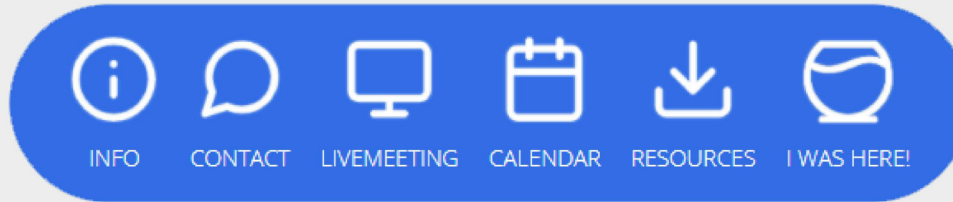
Video 1  
MP 4



Video 2  
MP 4

- BEST PRACTICES**
1. Live Meeting Link should not be password protected.
  2. Calendar Booking Link should not be password protected.
  3. Resource size and quantity should be limited for best user experience.
  4. Video size should be limited for best user experience
  5. Suggested thumbnail ratio 1:1 or 3:4

## Menu Bar



### MENU BARASSETS

1. Information: Text Description of Company or Booth Owner
2. Contact Card: PDF or vCard that downloads
3. Live Meeting Link: Virtual Meeting URL (Zoom, Google Hangouts, Webex, Teams, etc.)\*
4. Calendar Booking Link: Online Scheduling URL (Calendly, Brazen, etc.)
5. Resources: JPEG, PNG, PDF, MP4 & PPT files that download
6. I Was Here: Interactive Button for attendees to submit contact information

*\*Available only in Deluxe Booths*

